


FUNDRAISER DAY

TO SUPPORT COMPETITIVE EVENTS, TRAVEL AND
ONGOING FFA ACTIVITIES!



WHAT ARE WE SELLING?

- Various smoked meats and other meat products!



WHAT ARE WE SELLING?

- Desserts such as cookies, cake, and cheesecake



WHAT ARE WE SELLING?

- Fruit – crisp and refreshing!



WHEN DO WE SELL?

- Starts **TODAY**
- **Ends October 10th**

(ABSOLUTELY NO LATE FORMS WILL BE TAKEN)



- \$\$\$\$\$\$ and orders **DUE Oct. 10th**
- **Delivery Meat & Desserts (last week of October – TBD)**
- **Fruit Delivery December TBD**

WHY YOU SHOULD SELL

- You can earn points!!!!
 - 30 items gets you 2 letter jacket points
- You get to go to HLSR and watch a concert!!!
 - 30 items also gets you a chance to HLSR Program Sales!
 - On a team?
 - All team members need to sell 20
 - If we don't have enough money and you're on a team you have to pay \$150 as a buyout to help offset travel expenses to competitions and conventions.

WHY YOU SHOULD SELL

- 50 items = FREE PORTABLE PHONE CHARGER!
- Mystery Buyer-
 - Someone on campus
 - 1st person to ask gets a \$50 gift card!

TYPES OF SALES

1) **Online** through the mobile site (Instructions to follow)

- This is the way people can pay by credit cards. Even if paying by check or cash, they may order this way
- **Highly recommended** – allows for less errors

2) **Traditional Sales** – the brochure

- Fill out all information and total columns

PAYMENT OPTIONS

- Once you take someone's order – go to checkout and it will give you an option of cash or credit card.
- **Cash**– collect the amount and mark them paid. Get an envelope to keep your cash in. Put this in a safe place, if it gets stolen WE will not replace it.
- **Credit cards** will send an email/text directly to the person and they will pay on their own (NO WORRIES ON YOUR PART)! If they do not have an email, they cannot pay with a credit card.

WHAT IF CREDIT CARDS SALES ARE NOT PAID?


- There will be a text sent to them with a link prior to the close of the sale (October 10th) that will tell them they must pay by that date or their order will be deleted.

INSTRUCTIONS FOR ONLINE SALES

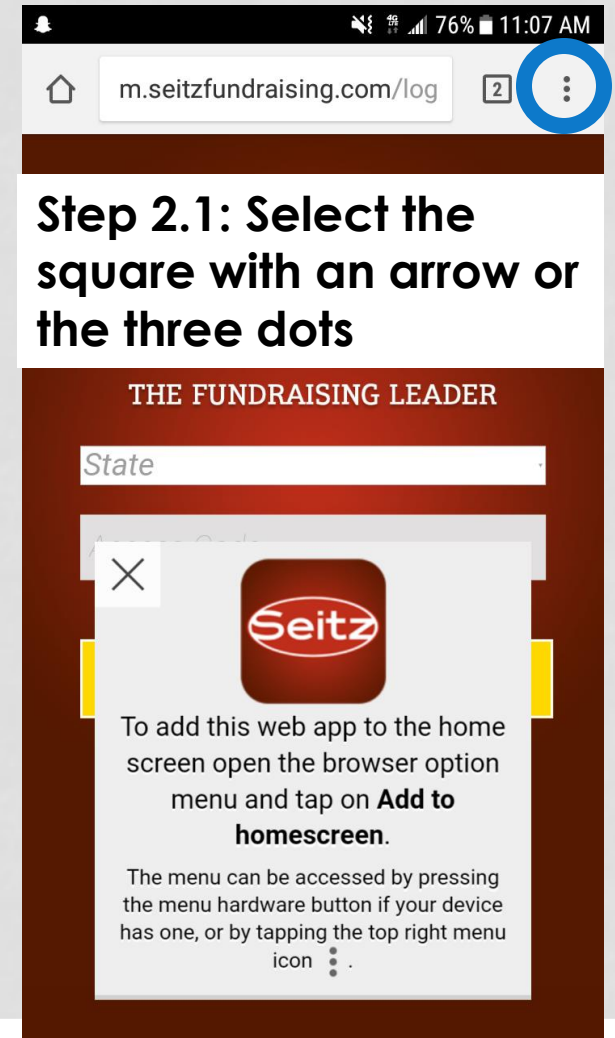
- Take out your phone – go to m.SeitzFundraising.com
- Click 'add to homescreen'
- Scroll to bottom and click 'Enter Chapter Access Code'
- Enter "TX1544"
- Fill out your information and a GOOD email address
- It will then give you a personal access code.
- Screenshot that just in case.
- Start selling (all information for each customer must be filled out).

Step 1: open internet browser and go to:
M.SEITZFUNDRAISING.COM

Step 2: Add to home screen

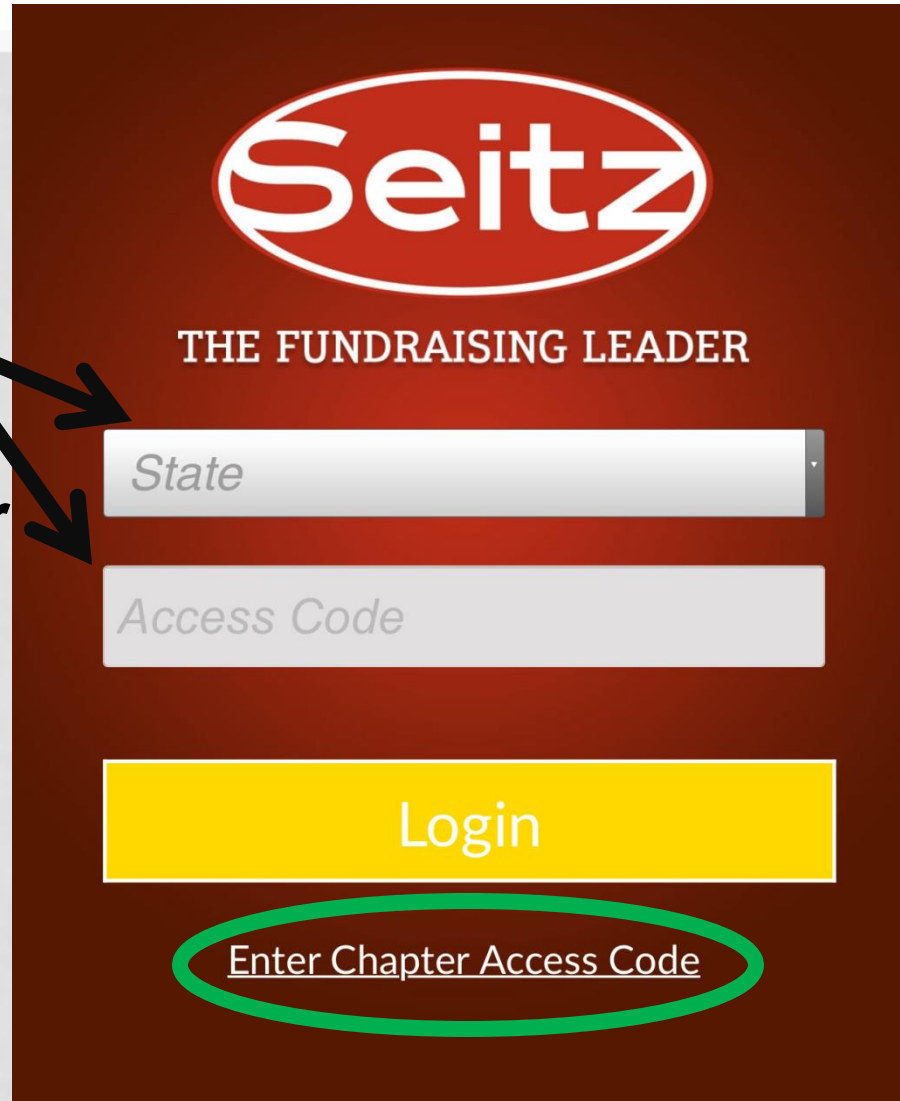


OR



Step 3: Click “ENTER CHAPTER ACCESS CODE”

This is the log in page after your account is set up!



The image shows a login page for 'Seitz THE FUNDRAISING LEADER'. The page has a dark red background. At the top is the 'Seitz' logo in a red oval. Below it is the text 'THE FUNDRAISING LEADER'. There are two input fields: 'State' and 'Access Code'. Below these is a yellow 'Login' button. At the bottom, the text 'Enter Chapter Access Code' is circled in green. A black arrow points from the text 'This is the log in page after your account is set up!' to the 'Access Code' field.

Seitz

THE FUNDRAISING LEADER

State

Access Code


Login

Enter Chapter Access Code

Step 4: Enter Access Code: TX1544

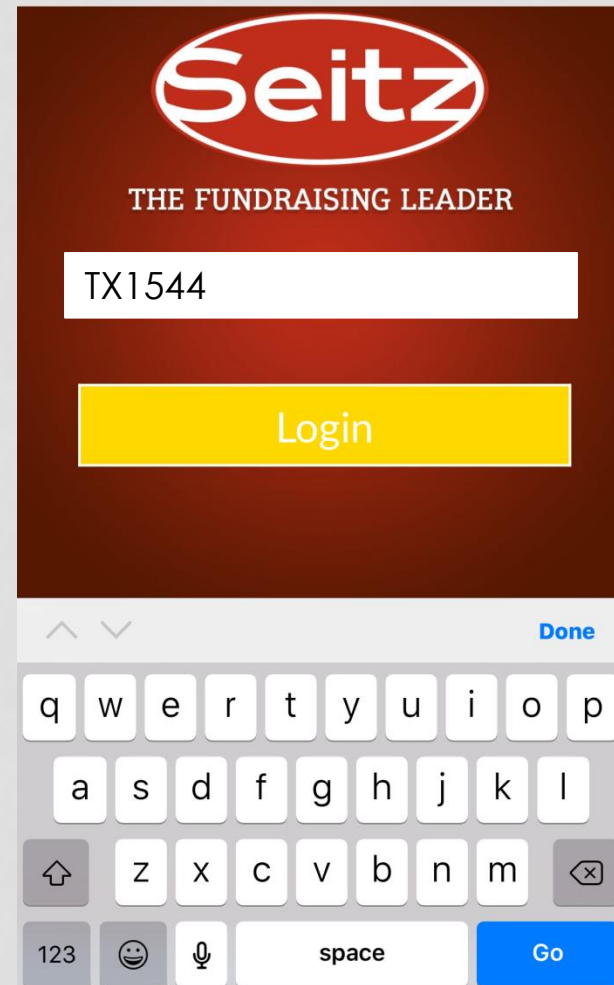
Step 5: Click “Login”

STEP 4



The image shows a mobile app login screen for Seitz. At the top is the Seitz logo, which consists of the word "Seitz" in white inside a red oval. Below the logo is the text "THE FUNDRAISING LEADER". Underneath that is a light gray rectangular input field with the placeholder text "Access Code". At the bottom of the screen is a large yellow rectangular button with the word "Login" in black text.

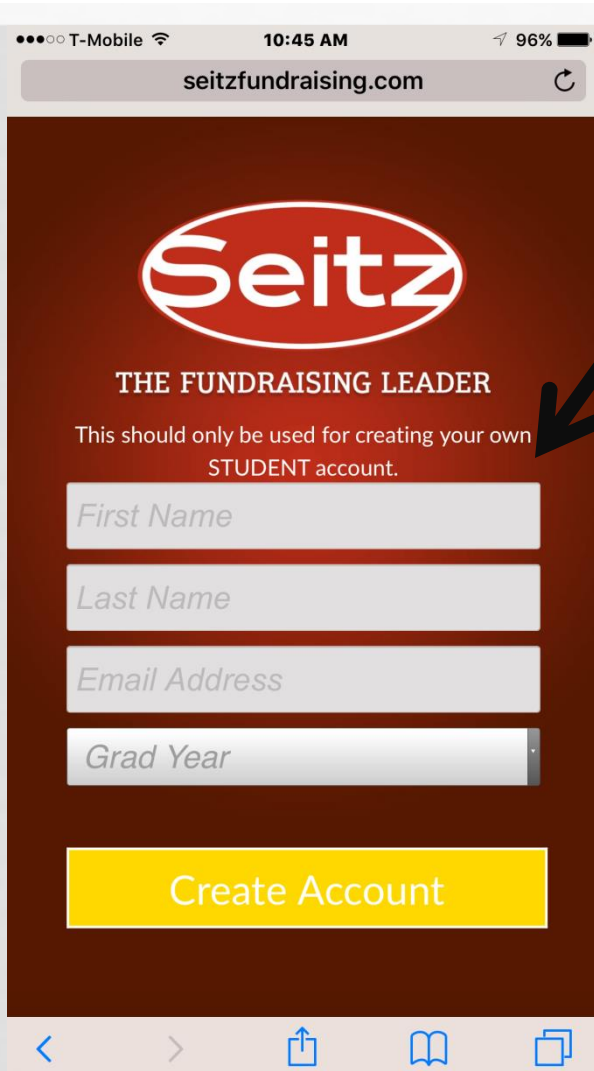
STEP 5



This image shows the same Seitz login screen as in Step 4, but with a virtual keyboard displayed at the bottom. The input field now contains the text "TX1544". The yellow "Login" button remains at the bottom. The keyboard is a standard QWERTY layout with a "Done" button in the top right corner and a "Go" button in the bottom right corner.

Step 6: Enter your information

***Make sure you enter an e-mail address you check!**



seitzfundraising.com

Seitz

THE FUNDRAISING LEADER

This should only be used for creating your own STUDENT account.

First Name

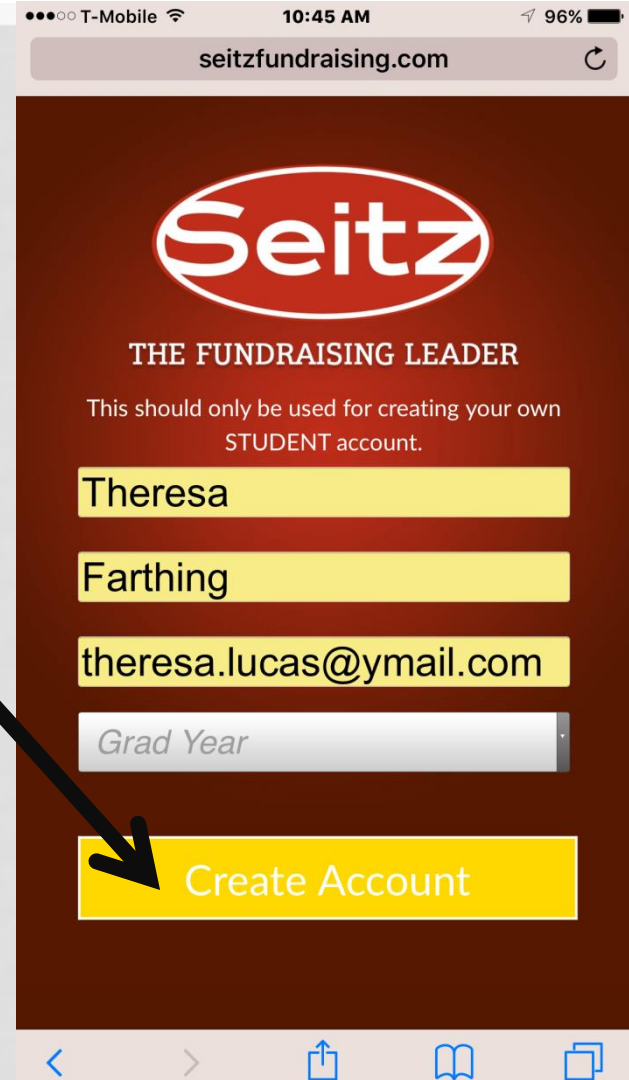
Last Name

Email Address

Grad Year

Create Account

Step 7:
Click
"CREATE
ACCOUNT"



seitzfundraising.com

Seitz

THE FUNDRAISING LEADER

This should only be used for creating your own STUDENT account.

Theresa

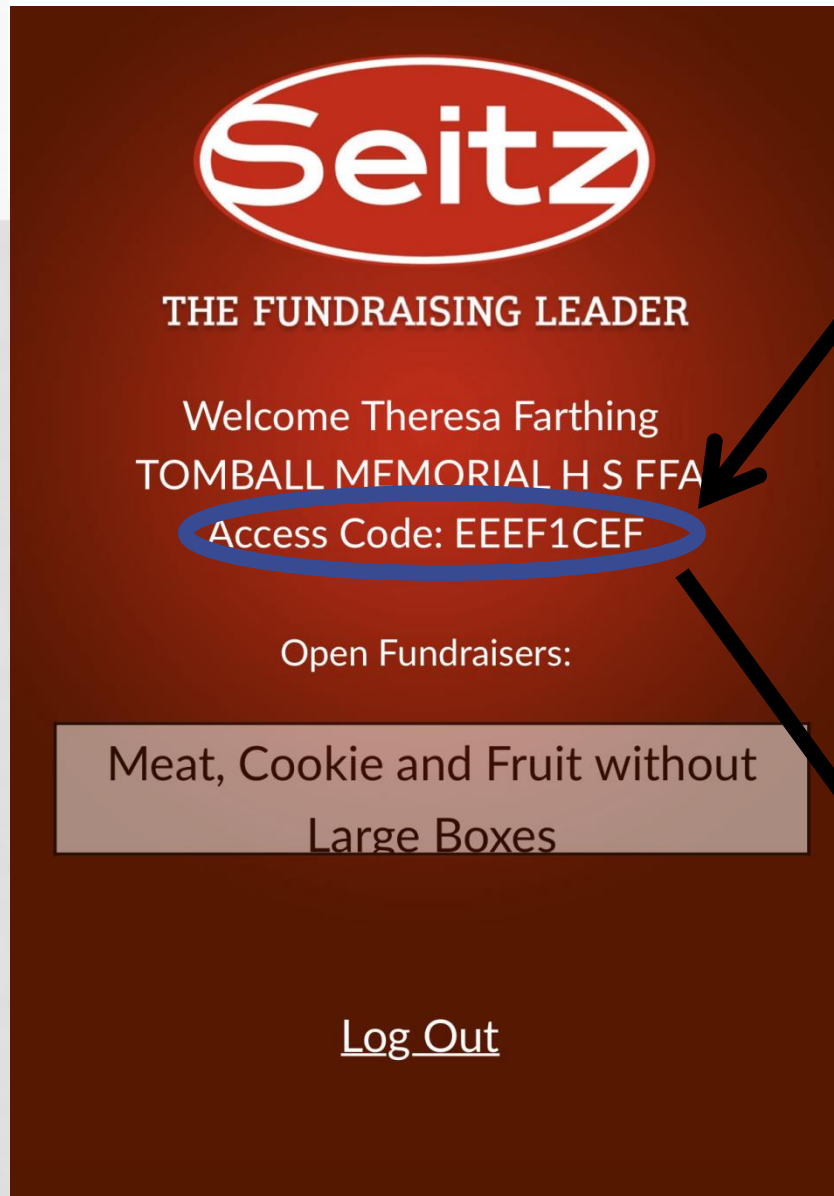
Farthing

theresa.lucas@ymail.com

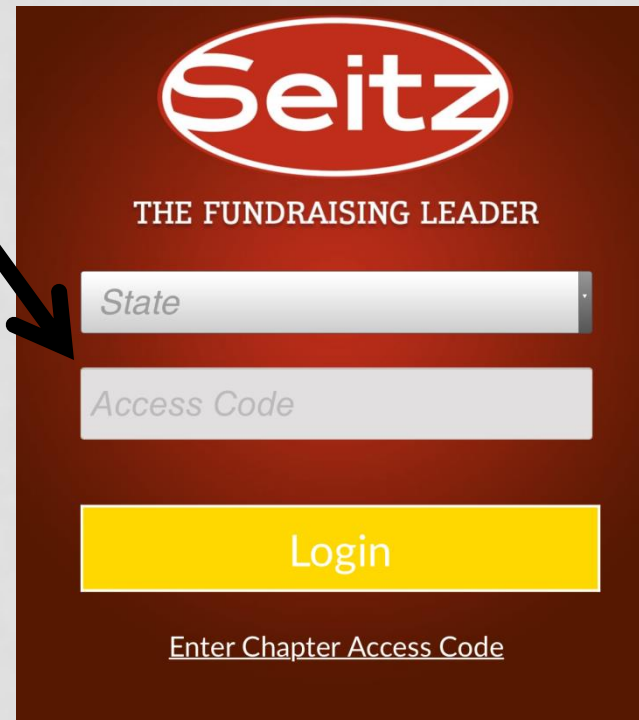
Grad Year

Create Account

Step 8: TAKE A SCREEN SHOT OF THIS!!!!!!!!!!



Remember this is the first screen we were brought to! YOUR access code that you are taking a screen shot of is what you enter here when you are selling.




**Make
sure
you
select
TEXAS**


When you login to sell:



You will see the items that are in your flyer. To make a sell select the item and add to cart

1

[Back](#) Meat, Cookie and Fruit without Large Boxes 



Chapter Fundraising Goal: \$0.00 of \$30,000.00

**Click Item**




White Chocolate Macadamia Nut Cookies
1.3 oz each, 36 Cookies Per Box


Cranberry Crunch Cookies
1.3 oz each, 36 Cookies Per Box




Chocolate Pecan Cookies
1.3 oz each, 36 Cookies Per Box

Sugar Cookies With M&M
1.3 oz each, 36 Cookies Per Box

[Back](#) Meat, Cookie and Fruit without Large Boxes 



White Chocolate Macadamia Nut Cookies
1.3 oz each, 36 Cookies Per Box

- 1 + 

Add To Cart

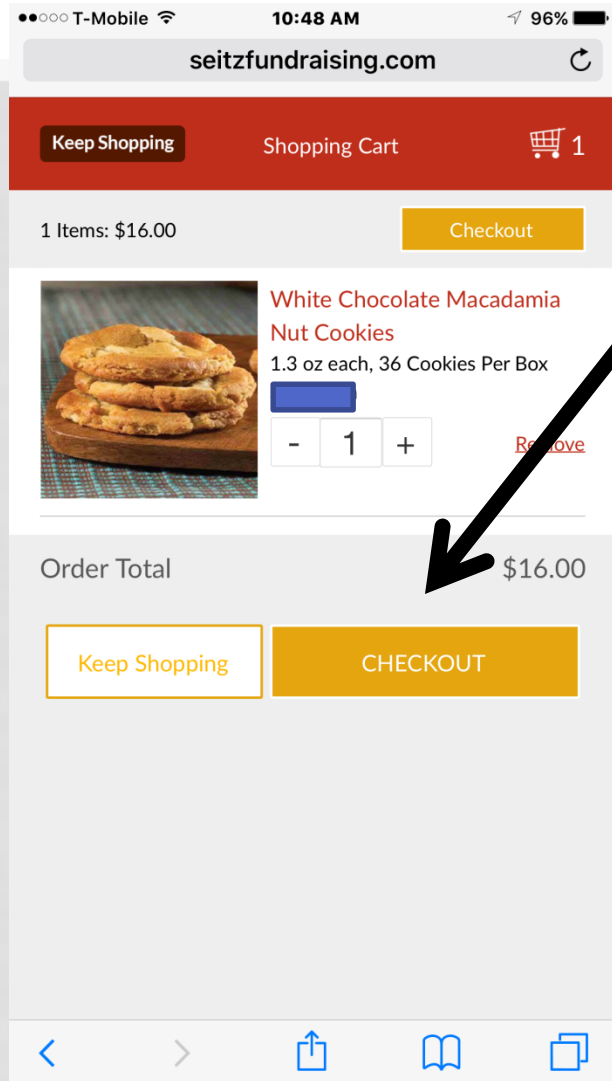
Huge chunks of white chocolate and delicious macadamia nuts.

Ingredients
All purpose enriched wheat flour (flour, niacin, reduced iron, thiamine, mononitrate, riboflavin, folic acid), sugar, white confectioners wafers (sugar, fractioned palm kernel oil and hydrogenated palm oil, non-fat dry milk, glycerol-lacto esters of fatty acids [with citric acid to protect flavor] soya lecithin [an emulsifier], salt vanillin [an artificial flavor] vegetable margarine (palm oil, water, salt, mono- and diglycerides, artificial flavor, annatto [for color], calcium disodium EDTA [a preservative], vitamin A palmitate), eggs, macadamias, soy flour, molasses, baking soda, lecithin, mono- and diglycerides, natural and artificial vanilla flavor, cellulose fiber.

Allergy Information
This product DOES NOT contain MSG. This product IS NOT gluten-free. This product DOES contain EGG, NUT, and SOY

Click the amount that your customer would like to purchase then click “add to cart”

This is what the cart will look like:



Make sure to
click
“CHECKOUT”

You must enter
all of their
information
(may want them
to do this)

When you Click
“CHECK OUT” you
will be brought to
this screen:

A screenshot of a mobile checkout interface. The header is red with a black 'Back' button, 'Checkout' in white text, and a shopping cart icon with the number '1'. Below the header, it shows 'Order Total' as '\$16.00'. A section titled 'Please enter the customer contact information below.' contains several input fields: 'First Name*', 'Last Name*', 'Address*', 'City*', 'State*' (a dropdown menu), 'Zip Code*', 'Email*', and 'Cell Phone*'. Below these fields, it says 'Choose Payment Type to Submit Order'. At the bottom, there are three yellow buttons: 'Cash', 'Check', and 'Credit Card*'. The mobile app's bottom navigation bar is visible with icons for back, forward, home, search, and a menu.

TRADITIONAL SALES-MEAT & DESSERT



STUDENT SELLING PRICE SHEET TX

Please Make Checks Payable To:

Tomball Memorial FFA

Appreciates Your Support In Our Fundraising Effort

101	Spiral Sliced Ham	\$	32.00	102	Hunter Pack	\$	27.00
103	Pep Turkey Breast	\$	24.00	104	Smoked Turkey 8-10 lb	\$	32.00
128	Brown Sugar Pit Ham	\$	30.00	106	Sac O Sausage	\$	19.00
108	Whole Hog Pork Patties	\$	19.00	110	Peppered Bacon	\$	21.00
111	Smoked Bacon	\$	21.00	125	Holiday Sampler	\$	22.00
126	Fajita Combo	\$	20.00	311	Pumpkin Roll	\$	16.00
318	Cheesecake Sampler	\$	20.00				
XXX	Gourmet Cookies	\$	17.00	XXX	Premium Cookies	\$	17.00

TRADITIONAL SALES-FRUIT



STUDENT SELLING PRICE SHEET OOS

Please Make Checks Payable To:

Tomball Memorial FFA

201	Gift Fruit Basket	\$	23.00	202	Anjou Pears	\$	22.00
				204	Texas Navel Oranges	\$	18.00
205	Texas Red Grapefruit	\$	18.00	206	Mixed Fruit Pack	\$	22.00
208	Cheese & Sausage	\$	21.00	209	Lil Gems Clementines	\$	16.00
231	Breakfast Pack	\$	21.00	227	Apple Combo Pack	\$	23.00

BARN EXPECTATIONS



BARN DO'S

- **Feed your animal twice a day**
- **Clean up after your animal in common areas** (poops when animal is walking around by showers, scales, hallways, by arena etc)
- **Clean pen on regular basis**
- **Pick up your trash**
- **Dump shavings/manure into the back of the dumpster** (push toward the parking lot) if shavings fall on ground or beside dumpster clean it up too
- **Be responsible**

BARN DON'TS

- **Forget to feed**
- **Leave poop in common areas**
- **Leave wheelbarrows full of manure and not in right place**
- **Leave equipment/ boots in aisle**
- **Leave belongings at the barn**
- **Go in another person's pen**
- **Feed or mess with another person's animal**
- **Bring friends into the barn** (immediate family only)
- **Hang out in the parking lot**
- **Allow animals in the restroom**



CONSEQUENCES

3 strikes you're out!

- **1st offense** – Written warning by an Agricultural Science teacher and parent notification
- **2nd offense** – Written warning by the Agricultural Science teacher which will be passed on to the administrator of the campus which the student attends. They will meet with student and one legal guardian,
- **3rd offense** – Removal of animal from facility

SELECTION

- Animal Selection
 - Barn opens at 7am
 - Pig selection starts at 8am
 - Sheep immediately following pigs
 - Goats immediately following sheep
 - You and one other person
- Transportation
 - If Mr. Thomas is hauling your animal from THS to TMHS Barn, you MUST wait with your animal to load and then follow him to our barn to unload!!!
- Parking
 - Park in the grassy area across from CTE parking lot or stadium parking lot
 - CTE parking lot is for loading animals only

REMINDERS

- Dues- Must be paid by October 1st
- Animal Selection/Pick up
 - Pigs, Lambs and Goats- September 28th TISD Show Barn
 - Chickens- TBD (December)
 - Rabbits- TBD (December)
- Must attend 1 barn set up to show
 - ~~September 18th~~
 - November 20th
 - December 18th
- Must attend at least 3 meetings
 - Must stay for full time and meet the requirements of the meeting
 - Like wearing official dress
 - One of them being the January 13th meeting

REMINDERS

- Next FFA Meeting October 7th
 - Must wear OD or a costume
 - Must be on time and stay the whole time to receive credit



CODE GREEN



Attention all FFA members...

- Collect and Donate Fallen Acorns
- Help the Environment
- Get community Service Hours



Must pass all classes for the second 9 weeks to show
This is NOT your semester average
This is NOT your final exam grade

Tomball Independent School District

Tomball Memorial High School

19100 Northpointe Ridge LN

Tomball, TX 77377

Principal: [REDACTED]

Phone: (281)357-3230

Official Grade Report

Student ID	Student Name	Grade	School Year	MP	Counselor
146274	Farthing, Jessika Dezrea	10	2019	MP1	Fuller, Mindy

1st Semester

2nd Semester

[illegible]

- Must have Formal Official Dress at meeting and for LDE Contest
- Must have complete Official Dress to Show

FOR SHOW ONLY

FORMAL OFFICIAL DRESS

Males:
 FFA Jacket
 White Collared Shirt
 FFA Tie
 Black Slacks
 Black Dress Shoes
 Black Socks

Females:
 FFA Jacket
 White Collared Shirt
 FFA Tie
 Black Skirt
 Black Closed Heel and Toe Dress Shoes
 Black Nylon Hosiery



VS.

SHOW OFFICIAL DRESS

Males:
 FFA Jacket
 White Collared Shirt
 FFA Tie
 Black Slacks or Jeans
 Black Shoes (boots)
 Black Socks

Females:
 FFA Jacket
 White Collared Shirt
 FFA Tie
 Black Slacks or Jeans
 Black Shoes (boots)
 Black Socks



FORMAL OFFICIAL DRESS

Do's

- Close toed, completely black shoes
- Tie/scarf tucked into corduroy jacket
- White collared shirt tucked into skirt (girls) or slacks (boys)
- Zip up jacket with tallywacker tucked in
- Skirts should be knee length and the slit in the back no longer than 2 inches above the knee

Don'ts

- Have big earrings/jewelry
- No big bows
- Have ripped pantyhoses
- No brown boots
- Have untucked shirts
- No accessories